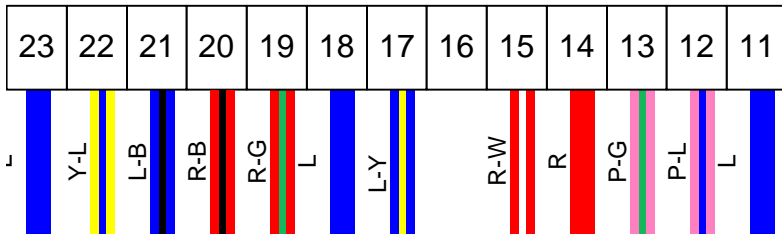
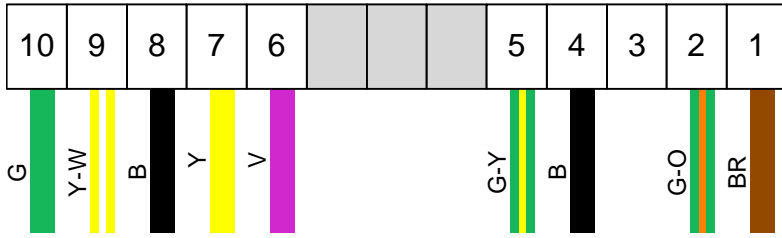
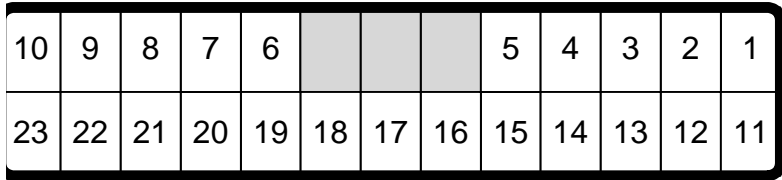
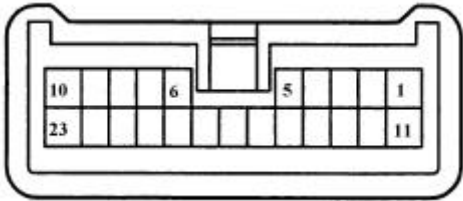


### JZA70 IH2 Male White



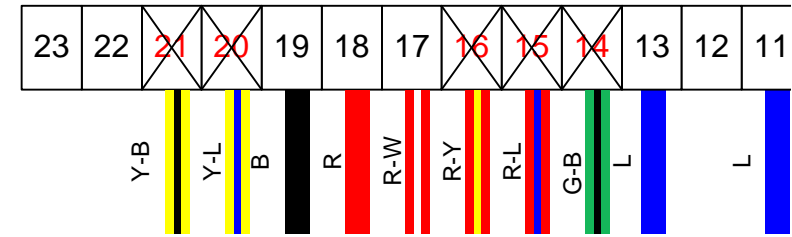
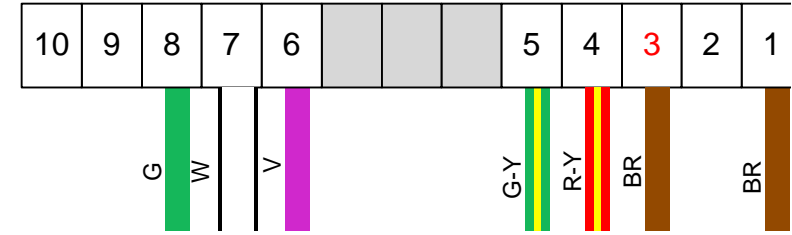
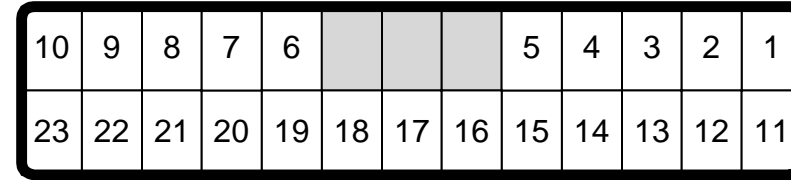
### JZA70 IH2 Male White




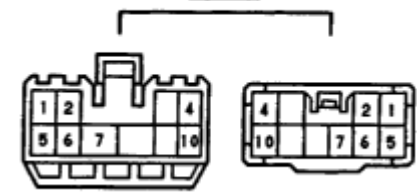
IH2 Pin		B2 Pin
1	SRS ECU pin 9	1
2	ECT Pattern SW #4	
3	Unused	X
4	TEMS ECU L1	19
5	Cruise ECU pin 9	5
6	TEMS ECU HCK	6
7	ABS ECU #10 RR	B3-5
8	ABS ECU #1 RR	B3-1
9	OK Monitor pin 2	O
10	A/T Ind light 2	8
11	SRS ECU pin 12 Cruise ECU pin 1	11
12	ECT Pattern SW	
13	A/T O/D switch	X
14	TEMS ECU L2	18
15	TEMS ECU L3	17
16	Unused	X
17	ABS ECU #15 ECT	B3-6
18	III #13 A/C amp	
19	HL relay	4
20	ABS ECU #2 RR	B3-2
21	Fan comp A/C pres SW	O
22	OK Monitor pin 6	O
23	A/T Ind light L	13

### 1990+ JZA70 Mapped to MA71

#### MA71 B2 Male White



### B3 GRAY



### Notes:

Pins with O are optional.

- 1) Pins with X are not used.
- 2) IH2 pins 2, 10, 12, 13, 23 are for A/T equipped cars.
- 4) IH2 pins 9, 21 22 use with original hydarulic fan and OK monitor ECU from clip.